


G4 Digital 16-Channel Rack with Terminal Strip

Features

- Requires minimum panel space
- Built-in fuse tester
- Spare fuse on board
- Screw terminals on both control and field connections
- UL recognized, CSA certified, CE approved
- Uses a single 5, 15, or 24 VDC power supply for control power



G4PB16T

Description

The G4PB16T I/O mounting rack accommodates up to 16 G4 I/O modules. The terminal strips let you insert and remove modules easily and quickly without disturbing field wiring. Modules are secured to the mounting rack with a threaded captive hold-down screw.

Barrier strips with screw terminals provide the field, logic, and mounting rack power connections.

Modules on the G4PB16T can be wired for standard negative true logic only. (For positive true logic on outputs, see form #460, the G4PB16I data sheet.)

Specifications

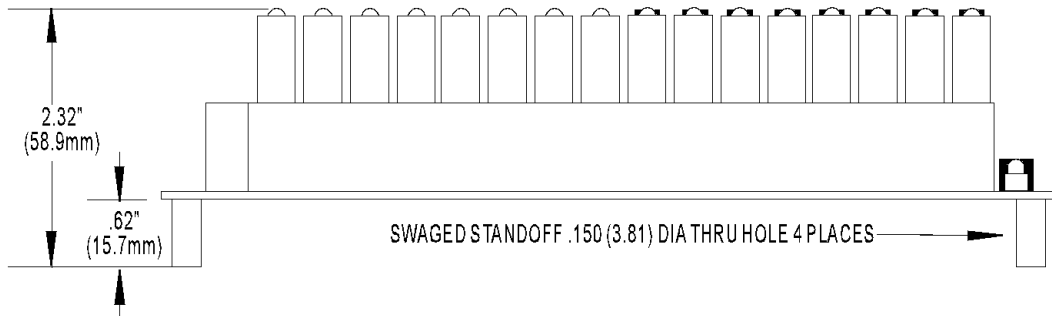
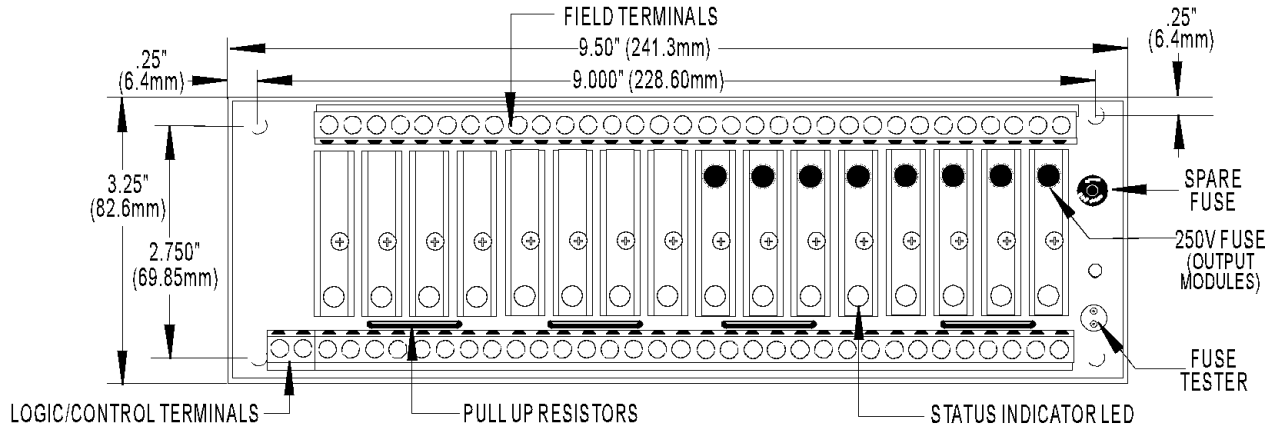
Operating temperature:	0 to 70 °C 95 percent relative humidity, non-condensing
Interface connector	
Field:	Screw-type barrier strip accommodates up to 10 AWG wire
Control:	Screw-type barrier strip accommodates up to 10 AWG wire
Torque, terminal strip	5.5 in-lb (0.6 N-m)

Part Number

Part	Description
G4PB16T	G4 16-Channel Mounting Rack with Extra Terminal Strip

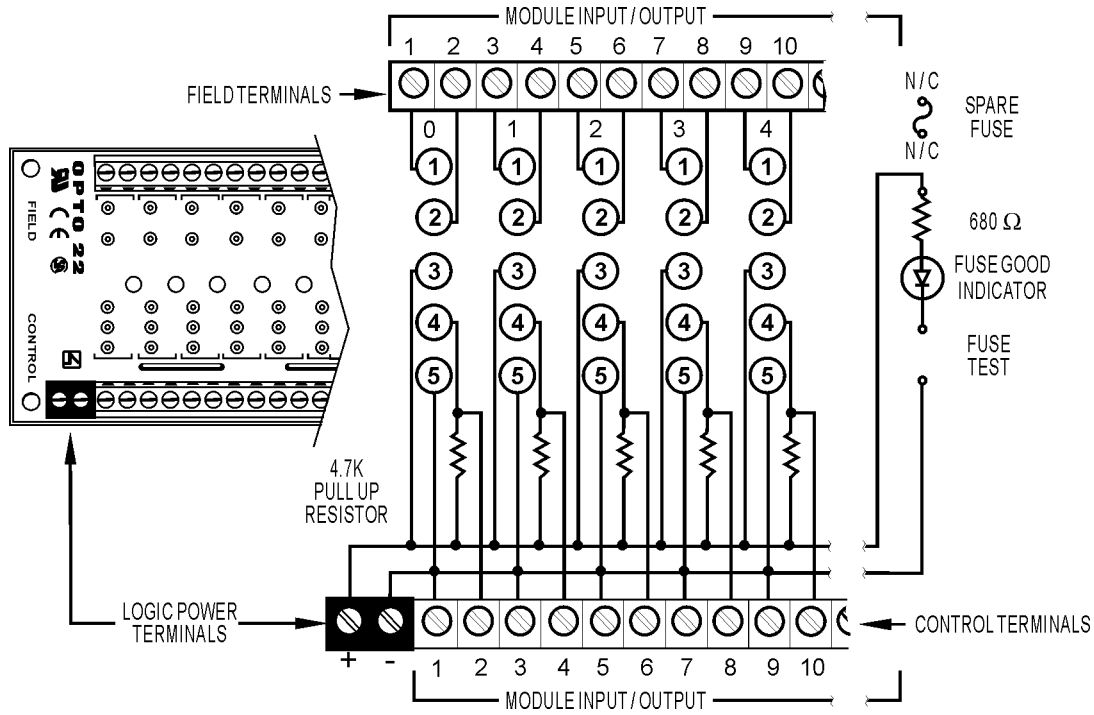
G4 Digital 16-Channel Rack with Terminal Strip

Dimensions



G4 Digital 16-Channel Rack with Terminal Strip

Connections



Module Position	Control (Terminal Strip)	Field (Terminal Strip)
0	1 and 2	1 and 2
1	3 and 4	3 and 4
2	5 and 6	5 and 6
3	7 and 8	7 and 8
4	9 and 10	9 and 10
5	11 and 12	11 and 12
6	13 and 14	13 and 14
7	15 and 16	15 and 16
8	17 and 18	17 and 18
9	19 and 20	19 and 20
10	21 and 22	21 and 22
11	23 and 24	23 and 24
12	25 and 26	25 and 26
13	27 and 28	27 and 28
14	29 and 30	29 and 30
15	31 and 32	31 and 32

More About Opto 22

Products

Opto 22 develops and manufactures reliable, flexible, easy-to-use hardware and software products for industrial automation, remote monitoring, and data acquisition applications.

SNAP PAC System

Designed to simplify the typically complex process of understanding, selecting, buying, and applying an automation system, the SNAP PAC System consists of four integrated components:

- SNAP PAC controllers
- PAC Project™ Software Suite
- SNAP PAC brains
- SNAP I/O™

SNAP PAC Controllers

Programmable automation controllers (PACs) are multifunctional, multidomain, modular controllers based on open standards and providing an integrated development environment.

Opto 22 has been manufacturing PACs for many years. The latest models include the standalone SNAP PAC S-series and the rack-mounted SNAP PAC R-series. Both handle a wide range of digital, analog, and serial functions and are equally suited to data collection, remote monitoring, process control, and discrete and hybrid manufacturing.

SNAP PACs are based on open Ethernet and Internet Protocol (IP) standards, so you can build or extend a system without the expense and limitations of proprietary networks and protocols.

PAC Project Software Suite

Opto 22's PAC Project Software Suite provides full-featured and cost-effective control programming, HMI (human machine interface) development and runtime, OPC server, and database connectivity software to power your SNAP PAC System.

These fully integrated software applications share a single tagname database, so the data points you configure in PAC Control™ are immediately available for use in PAC Display™, OptoOPCServer™, and OptoDataLink™. Commands are in plain English; variables and I/O point names are fully descriptive.

PAC Project Basic offers control and HMI tools and is free for download on our website, www.opto22.com. PAC Project Professional, available for separate purchase, adds OptoOPCServer, OptoDataLink, options for Ethernet link redundancy or segmented networking, and support for legacy Opto 22 serial *mistic*™ I/O units.

SNAP PAC Brains

While SNAP PAC controllers provide central control and data distribution, SNAP PAC brains provide distributed intelligence for I/O processing and communications. Brains offer analog, digital, and serial functions, including thermocouple linearization; PID loop control; and optional high-speed digital counting (up to 20 kHz), quadrature counting, TPO, and pulse generation and measurement.

SNAP I/O

I/O provides the local connection to sensors and equipment. Opto 22 SNAP I/O offers 1 to 32 points of reliable I/O per module, depending on the type of module and your needs. Analog, digital, serial, and special-purpose modules are all mixed on the same mounting rack and controlled by the same processor (SNAP PAC brain or rack-mounted controller).

Quality

Founded in 1974 and with over 85 million devices sold, Opto 22 has established a worldwide reputation for high-quality products. All are made in the U.S.A. at our manufacturing facility in Temecula, California.

Because we do no statistical testing and each part is tested twice before leaving our factory, we can guarantee most solid-state relays and optically isolated I/O modules for life.

Free Product Support

Opto 22's Product Support Group offers free, comprehensive technical support for Opto 22 products. Our staff of support engineers represents decades of training and experience. Product support is available in English and Spanish, by phone or email, Monday through Friday, 7 a.m. to 5 p.m. PST.

Free Customer Training

Hands-on training classes for the SNAP PAC System are offered at our headquarters in Temecula, California. Each student has his or her own learning station; classes are limited to nine students. Registration for the free training class is on a first-come, first-served basis. See our website, www.opto22.com, for more information or email training@opto22.com.

Purchasing Opto 22 Products

Opto 22 products are sold directly and through a worldwide network of distributors, partners, and system integrators. For more information, contact Opto 22 headquarters at 800-321-6786 or 951-695-3000, or visit our website at www.opto22.com.

www.opto22.com