

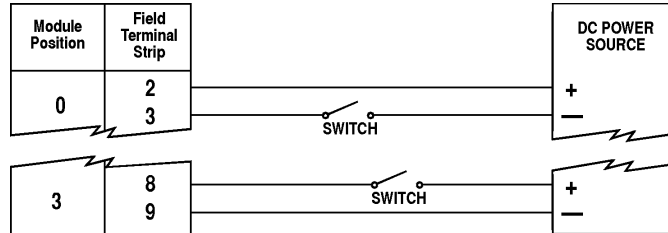
INPUT MODULES USING DC FIELD VOLTAGES

Use the diagrams in this section for the following modules:

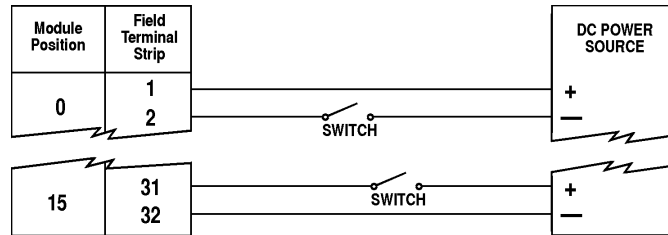
G4IDC5 G4IDC5G G4IAC5
G4IDC5B G4IDC5K G4IAC5A
G4IDC5D G4IDC5MA G4IAC5M

NOTE: The AC input modules listed at left will work with either AC or DC field voltages. If you are using them with AC voltages, see the following section. If you are using them with DC field voltages, use these diagrams.

On 4-Position Mounting Rack (G4PB4)



On All Other Mounting Racks



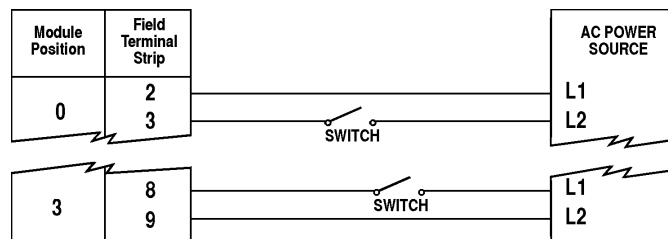
INPUT MODULES USING AC FIELD VOLTAGES

Use the diagrams in this section for the following modules:

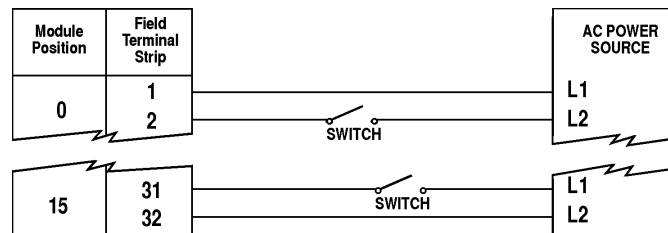
G4IAC5 G4IAC5MA G4IDC5G
G4IAC5A G4IDC5 G4IDC5MA

NOTE: The DC input modules listed at left will work with either DC or AC field voltages. If you are using them with DC voltages, see the previous section. If you are using them with AC field voltages, use these diagrams.

On 4-Position Mounting Rack (G4PB4)



On All Other Mounting Racks



OUTPUT MODULES USING DC FIELD VOLTAGES

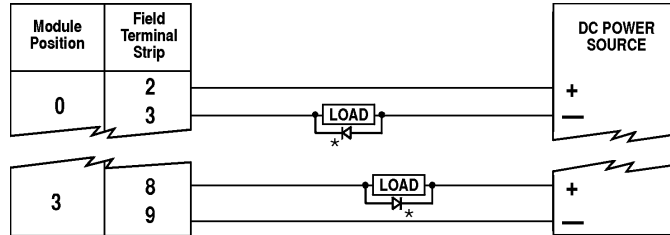
Use the diagrams in this section for the following modules:

G40DC5

G40DC5A

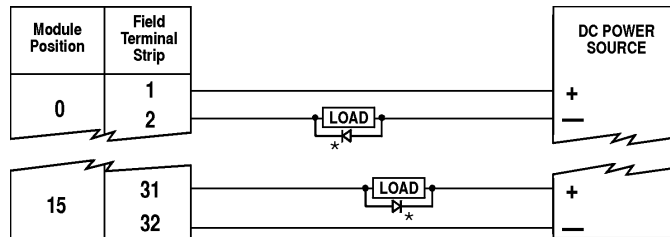
G40DC5MA

On 4-Position Mounting Racks
(G4PB4 and G4PB4R)



*Note: Commutation diode must be used on inductive loads. Typically, use diode 1N4005

On All Other Mounting Racks



*Note: Commutation diode must be used on inductive loads. Typically, use diode 1N4005

OUTPUT MODULES USING AC FIELD VOLTAGES

Use the diagrams in this section for the following modules:

G40AC5

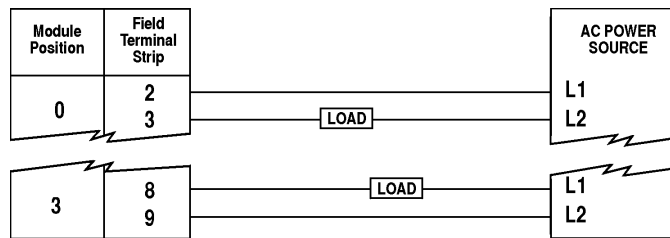
G40AC5A5

G40AC5AMA

G40AC5A

G40AC5MA

On 4-Position Mounting Racks
(G4PB4 and G4PB4R)



On All Other Mounting Racks

